

IDML testing - InDesign Plug-in

Datasheet to support [Workshop 2.7](#)


1

Workiva Support

Go to Workiva support [here](#)

Download and install InDesign plug-in

2



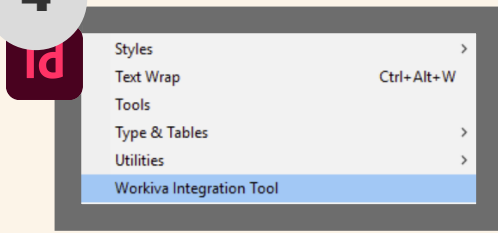
If you get a warning, go to System preference>Security and privacy then Allow

3



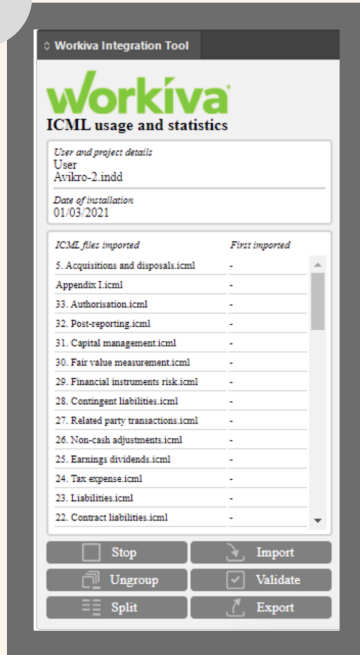
Restart InDesign

4



Find the plugin at the bottom of the Window panel

5

Workiva Integration Tool

workiva
ICML usage and statistics

User and project details
User: Avikro-2.indd
Date of installation: 01/03/2021

ICML file imported	First imported
5. Acquisitions and disposals.icml	-
Appendix 1.icml	-
33. Authorisation.icml	-
32. Post-reporting.icml	-
31. Capital management.icml	-
30. Fair value measurement.icml	-
29. Financial instruments risk.icml	-
28. Contingent liabilities.icml	-
27. Related party transactions.icml	-
26. Non-cash adjustments.icml	-
25. Earnings dividends.icml	-
24. Tax expense.icml	-
23. Liabilities.icml	-
22. Contract liabilities.icml	-

Stop Import
Ungroup Validate
Split Export

Stop

This start/stop function looks at your ICMLs

Ungroup

This ungroups all your grouped items in one click

Export

Easily export IDML here. Good idea to Validate first

Validate

This checks your document against common errors. Use before IDML export

Import

Keeps track of your ICML imports

Split

This splits your text frames in one click